

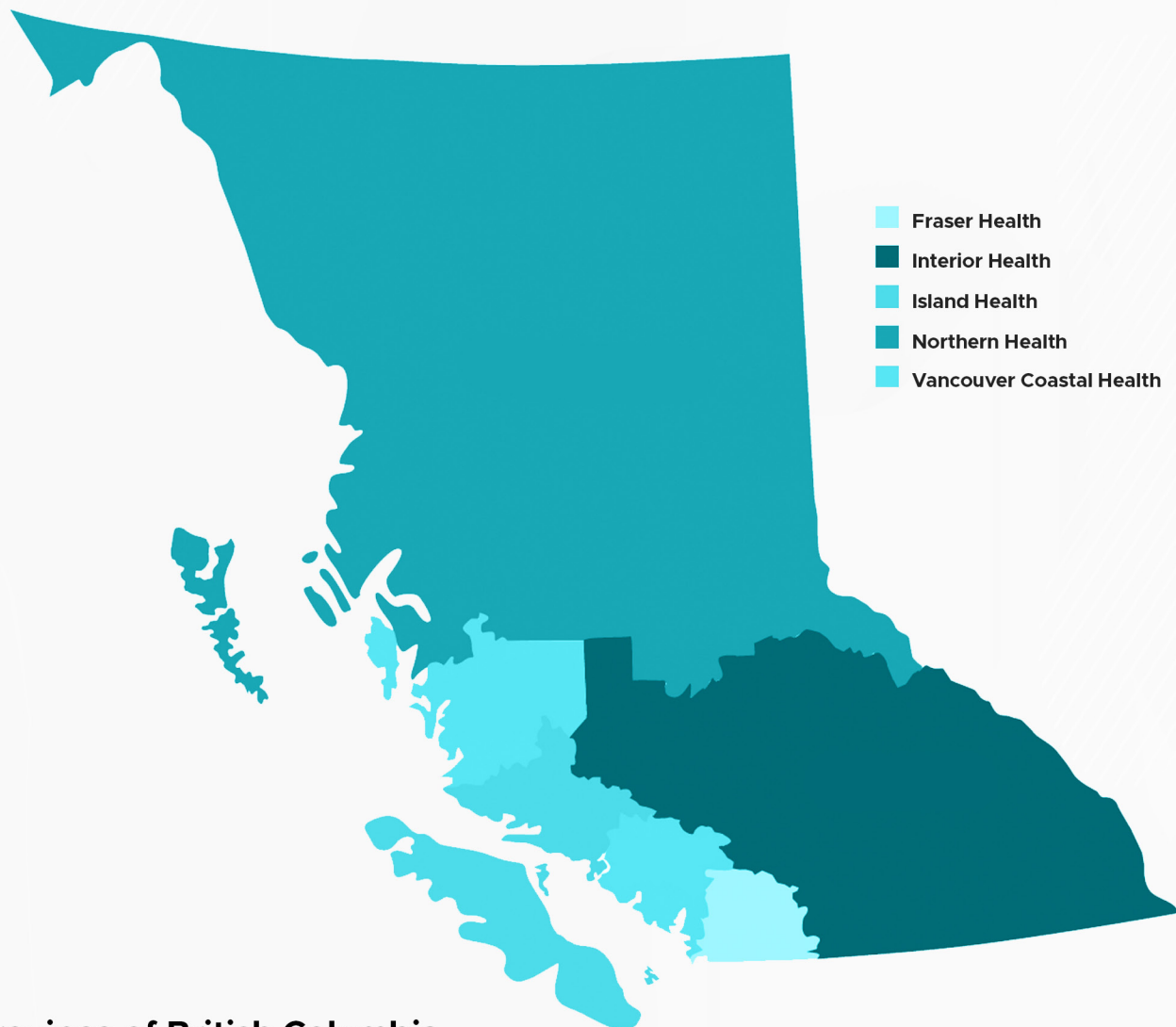


LIFEGUARD
DIGITAL HEALTH

Powered by **evan**

Lifeguard App Usage Report — MMHA

July 2021



Province of British Columbia

Lifeguard App Usage | July 2021

Fraser Health

Total App Users: 509
Total App Sessions: 2,729

Interior Health

Total App Users: 79
Total App Sessions: 515

Island Health

Total App Users: 79
Total App Sessions: 364

Northern Health

Total App Users: 24
Total App Sessions: 141

Vancouver Coastal Health:

Total App Users: 224
Total App Sessions: 1,622



Province of British Columbia

Lifeguard App Usage | All-Time

Total App Users

5,849

Previous Month: **5,504**

Total App Sessions

58,561

Previous Month: **53,190**

Usage Frequency

10.01

Previous Month: **9.66**

Total EMS Calls

96

Previous Month: **92**

False Alarms

6

Previous Month: **6**

Confirmed OK Call-Backs

67

Previous Month: **66**

Overdose Reversals

23

Previous Month: **20**

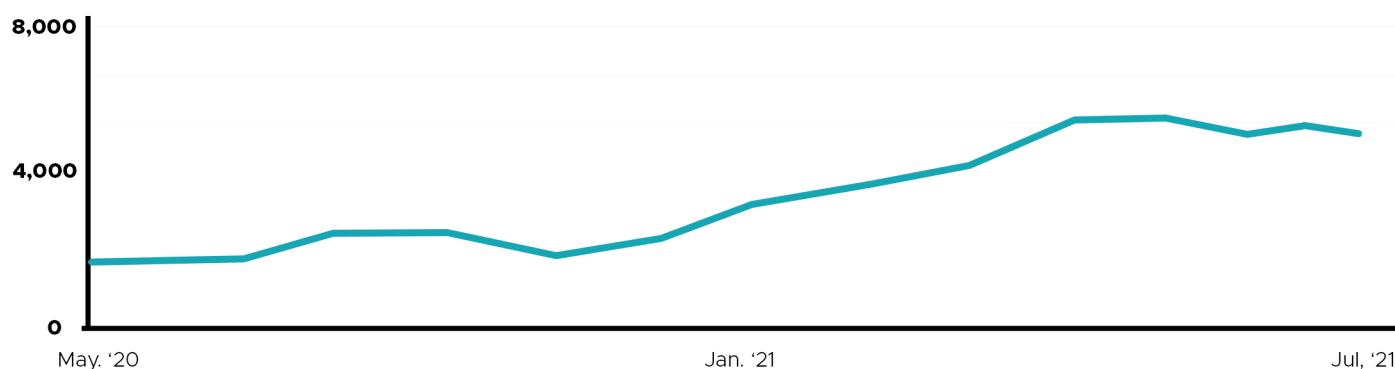
Deaths

0

Previous Month: **0**

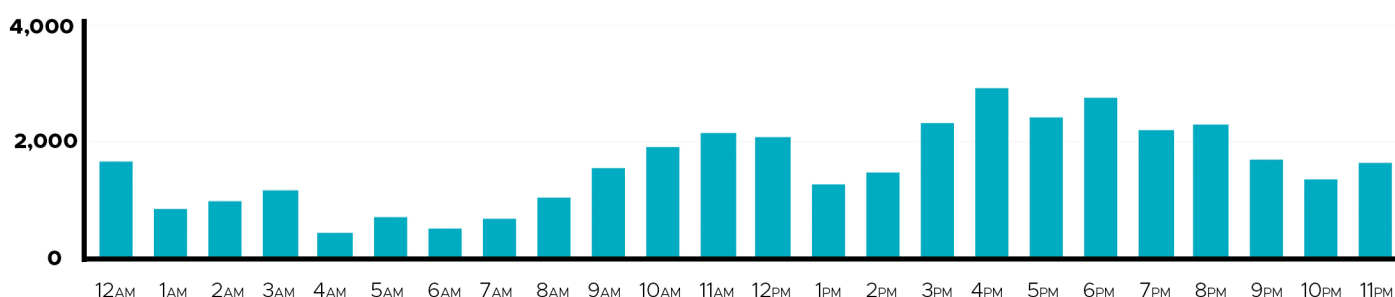
Monthly App Sessions | All-Time

● Current Month ● Previous Month



Hourly App Usage | All-Time

● Current Month ● Previous Month



App Sessions & Calls by Health Authority | All-Time

Fraser Health:

25,365 Sessions

25 Calls

Interior Health:

6,946 Sessions

12 Calls

Island Health:

4,775 Sessions

8 Calls

Northern Health:

2,068 Sessions

1 Call

Coastal Health:

19,405 Sessions

29 Calls



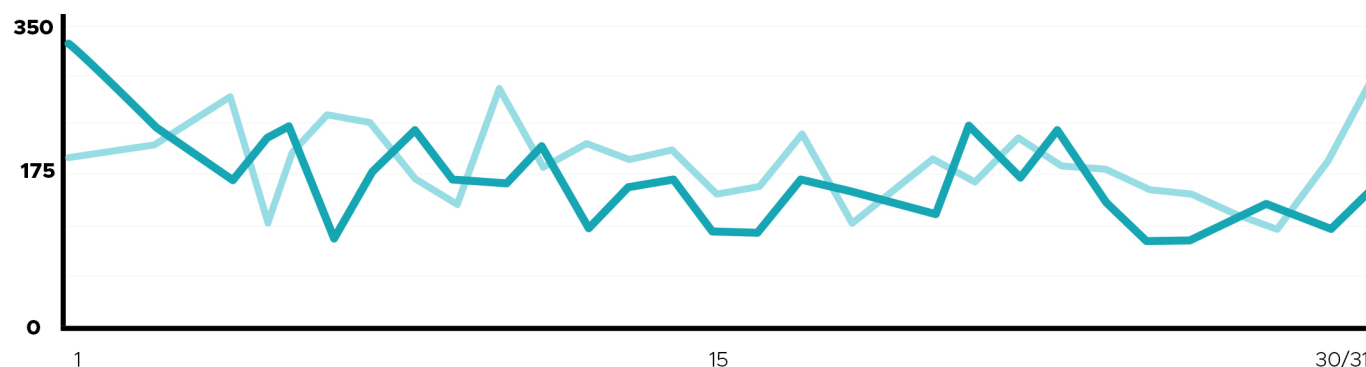
Province of British Columbia

Lifeguard App Usage | July 2021

Total App Users 867 Previous Month: 956	Total App Sessions 5,371 Previous Month: 5,623	Usage Frequency 6.19 Previous Month: 5.88	Total EMS Calls 4 Previous Month: 8
False Alarms 0 Previous Month: 0	Confirmed OK Call-Backs 1 Previous Month: 5	Overdose Reversals 3 Previous Month: 3	Deaths 0 Previous Month: 0

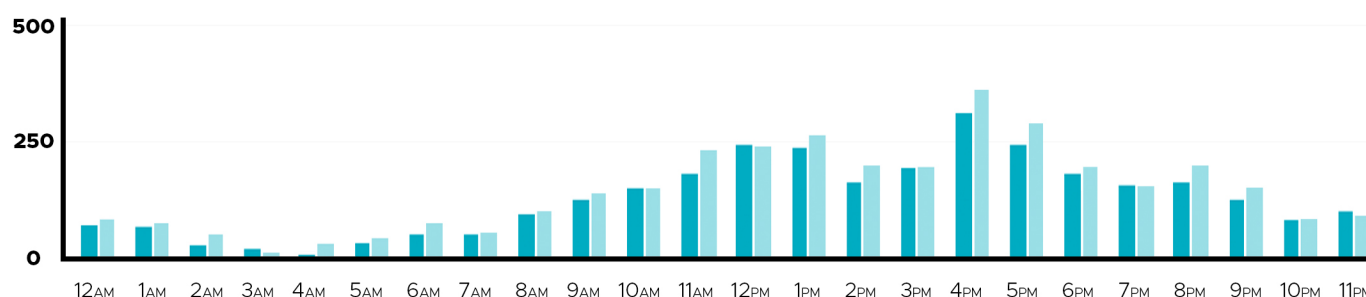
Daily App Sessions | July 2021

● Current Month ● Previous Month



Hourly App Usage | July 2021

● Current Month ● Previous Month



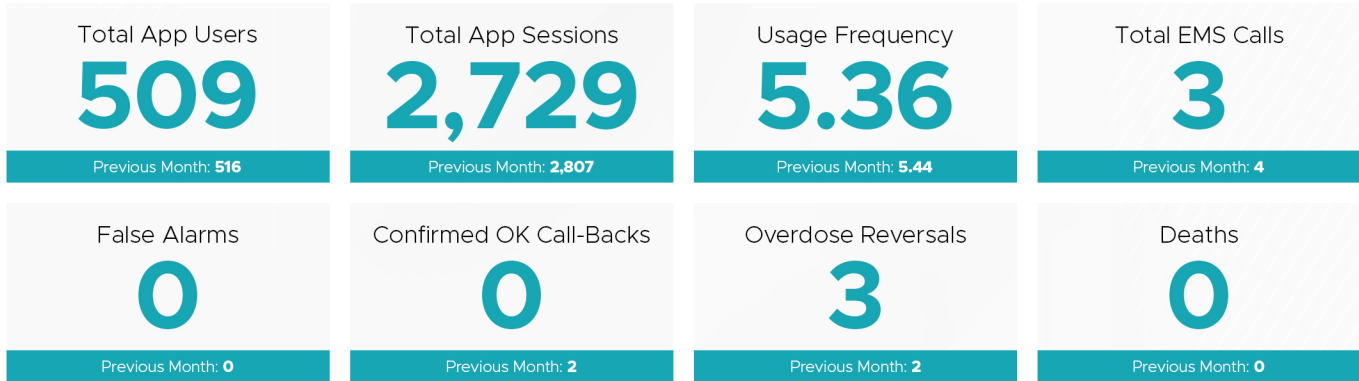
App Sessions & Calls by Health Authority | July 2021

● Current Month ● Previous Month

Fraser Health: 2,729 Sessions 2 Calls	Interior Health: 515 Sessions 1 Call	Island Health: 364 Sessions 0 Calls	Northern Health: 141 Sessions 0 Calls	Coastal Health: 1,622 Sessions 3 Calls
2,807 Sessions 2 Calls	527 Sessions 1 Call	332 Sessions 0 Calls	139 Sessions 0 Calls	1,818 Sessions 3 Calls

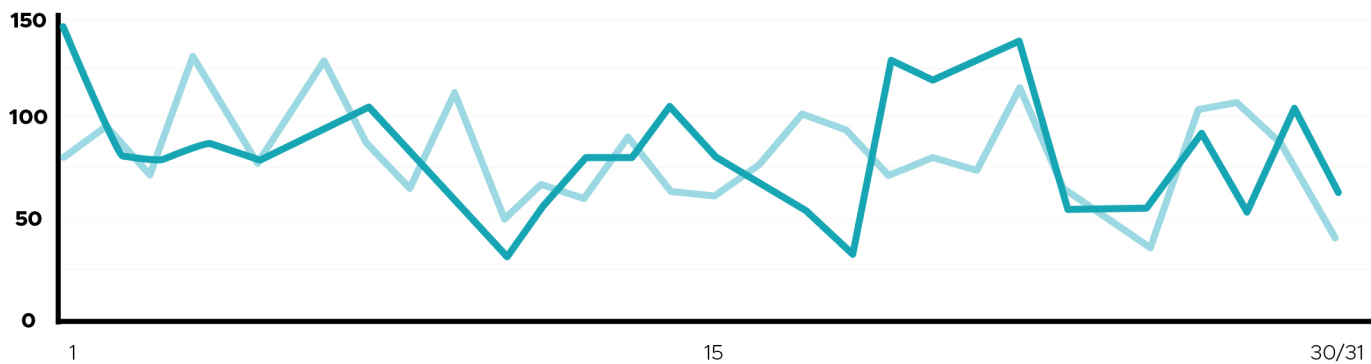


Fraser Health Lifeguard App Usage | July 2021



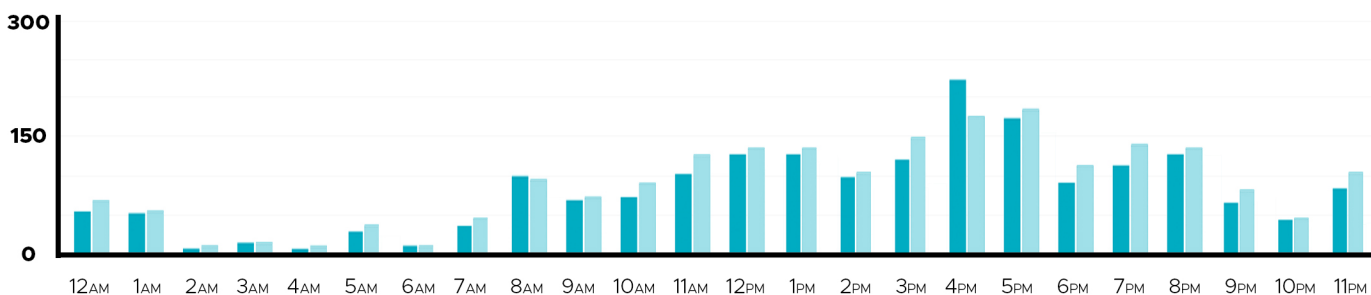
Daily App Sessions | July 2021

● Current Month ● Previous Month



Hourly App Usage | July 2021

● Current Month ● Previous Month



Most Active Regions | July 2021

Surrey: 1,374 Sessions / 369 Users	Delta: 43 Sessions / 14 Users	Langley City: 9 Sessions / 7 Users
Burnaby: 142 Sessions / 42 Users	Coquitlam: 52 Sessions / 11 Users	Port Moody: 4 Sessions / 1 User
Abbotsford: 107 Sessions / 21 Users	Chilliwack: 36 Sessions / 19 Users	Pitt Meadows: 2 Sessions / 1 User
Maple Ridge: 89 Sessions / 18 Users	Port Coquitlam: 10 Sessions / 5 Users	Hope: 5 Sessions / 2 Users



Interior Health Lifeguard App Usage | July 2021

Total App Users

79

Previous Month: **92**

Total App Sessions

515

Previous Month: **527**

Usage Frequency

6.52

Previous Month: **5.73**

Total EMS Calls

0

Previous Month: **2**

False Alarms

0

Previous Month: **0**

Confirmed OK Call-Backs

0

Previous Month: **2**

Overdose Reversals

0

Previous Month: **0**

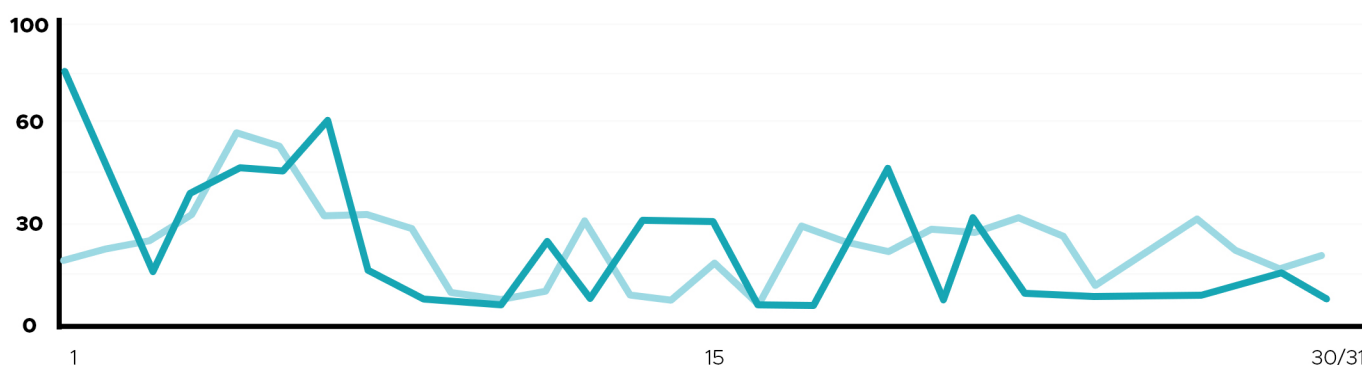
Deaths

0

Previous Month: **0**

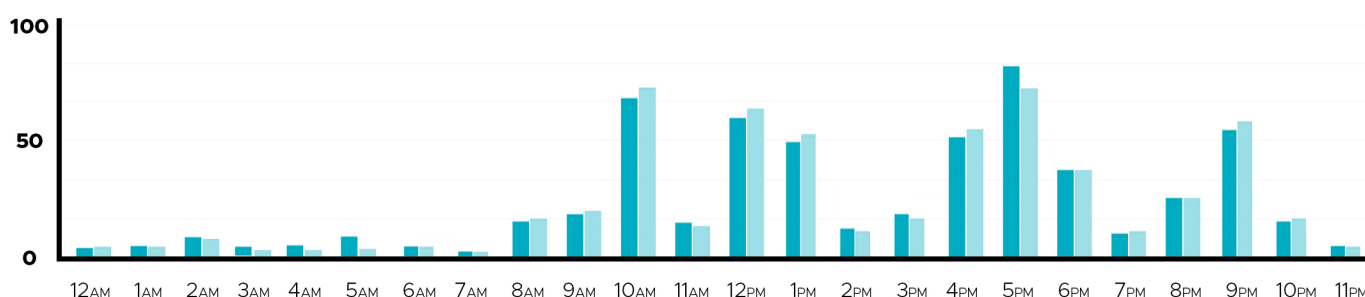
Daily App Sessions | July 2021

● Current Month ● Previous Month



Hourly App Usage | July 2021

● Current Month ● Previous Month



Most Active Regions | July 2021

Kamloops: 143 Sessions / 19 Users

Kelowna: 116 Sessions / 22 Users

Penticton: 37 Sessions / 16 Users

Cranbrook: 36 Sessions / 8 Users

Osoyoos: 16 Sessions / 3 Users

Vernon: 9 Sessions / 1 User

Fernie: 15 Sessions / 2 Users

Nelson: 9 Sessions / 1 User

Merritt: 16 Sessions / 2 Users

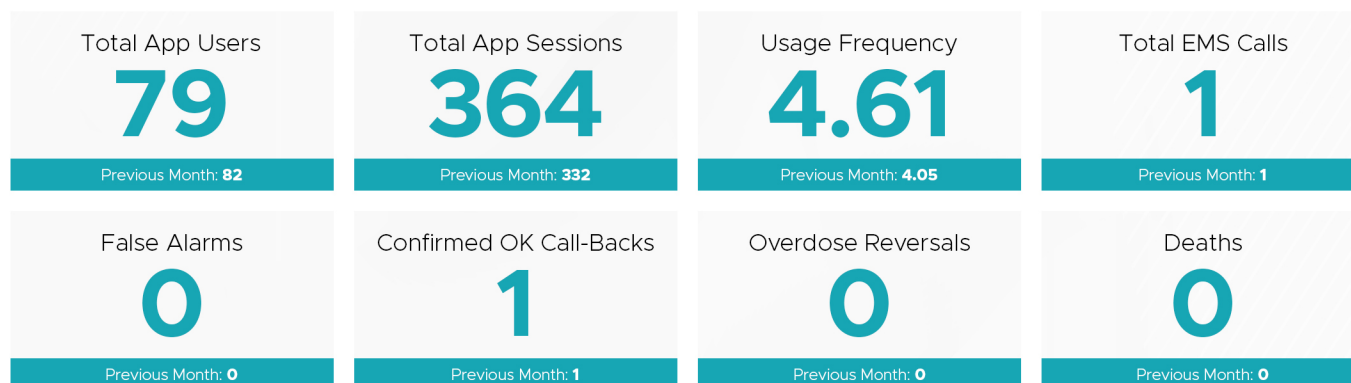
Salmon Arm: 11 Sessions / 2 Users

Creston: 3 Sessions / 1 User

Grand Forks: 8 Sessions / 3 Users

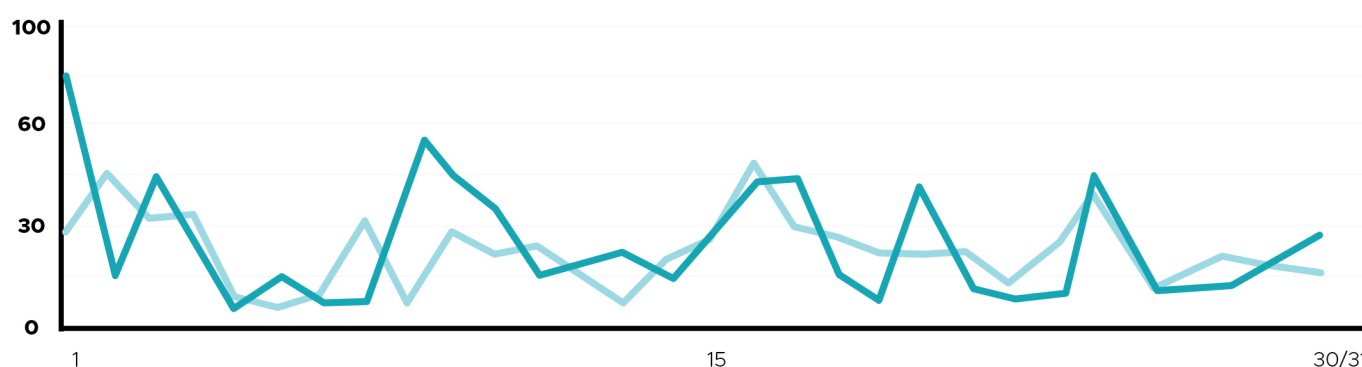


Island Health Lifeguard App Usage | July 2021



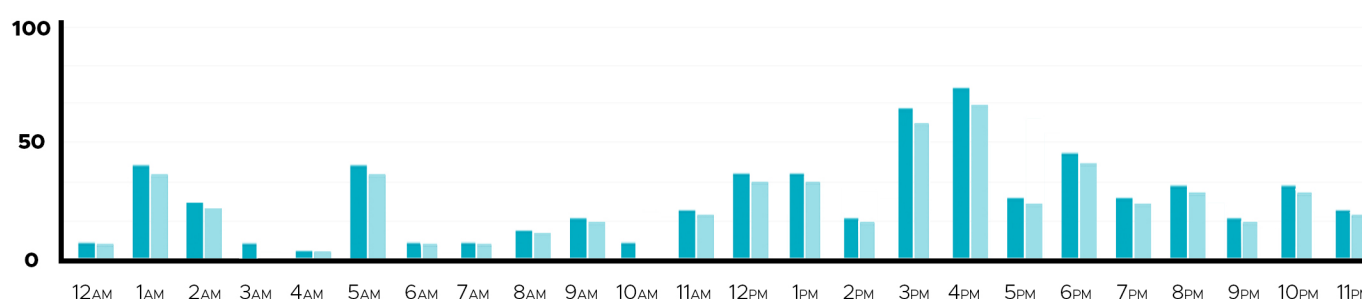
Daily App Sessions | July 2021

● Current Month ● Previous Month



Hourly App Usage | July 2021

● Current Month ● Previous Month



Most Active Regions | July 2021

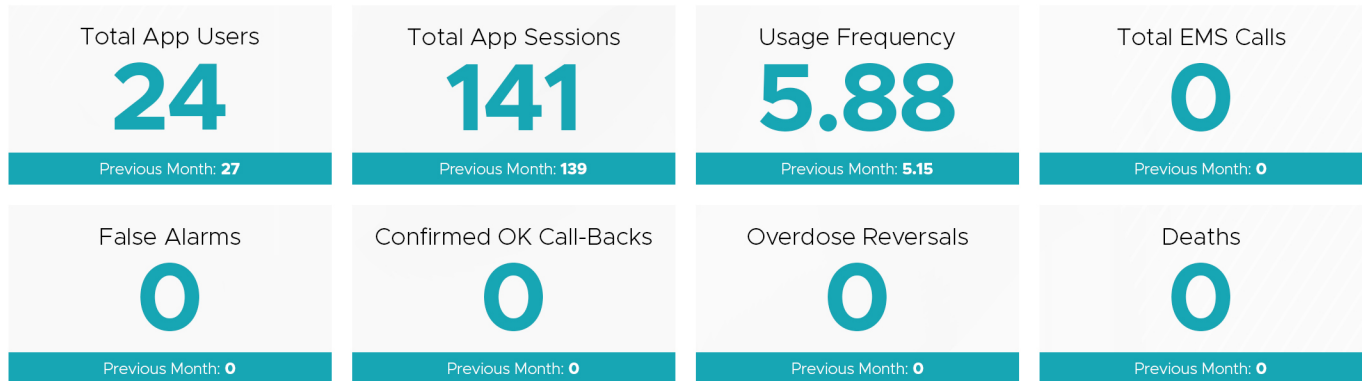
Victoria: 111 Sessions / 26 Users
Courtenay: 72 Sessions / 14 Users
Nanaimo: 51 Sessions / 16 Users

Colwood: 17 Sessions / 8 Users
Port Alberni: 13 Sessions / 6 Users
Port Hardy: 10 Sessions / 2 Users

Campbell River: 5 Sessions / 1 User
Sidney: 13 Sessions / 4 Users
Parksville: 5 Sessions / 2 Users

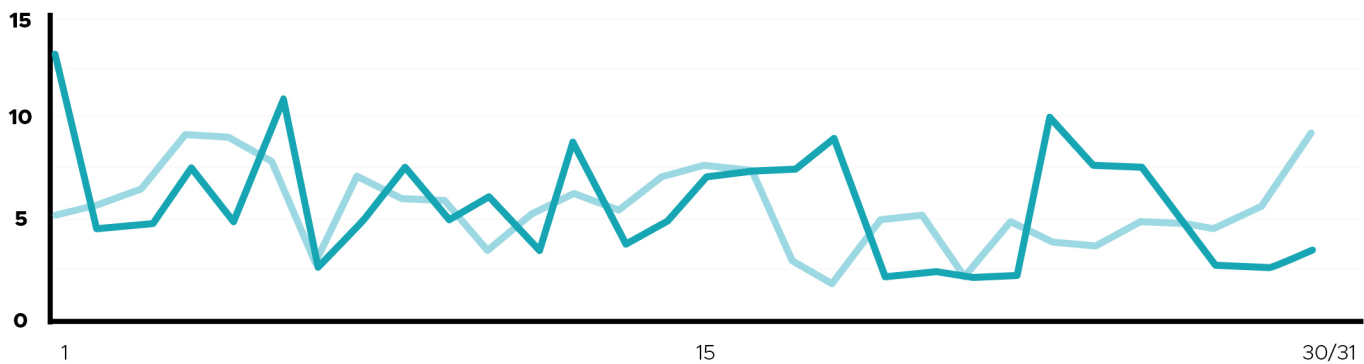


Northern Health Lifeguard App Usage | July 2021



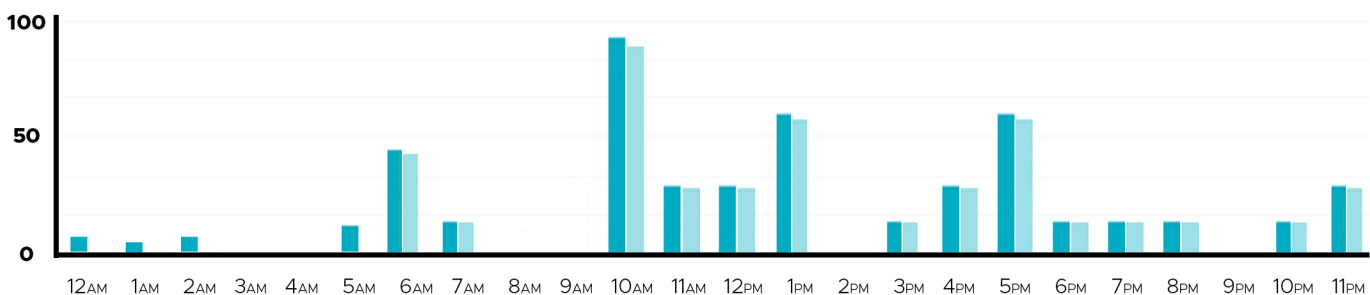
Daily App Sessions | July 2021

● Current Month ● Previous Month



Hourly App Usage | July 2021

● Current Month ● Previous Month



Most Active Regions | July 2021

Prince George: 43 Sessions / 7 Users

Terrace: 37 Sessions / 6 Users

Fort St. John: 9 Sessions / 3 Users

Quesnel: 14 Sessions / 3 Users

Smithers: 4 Sessions / 2 Users

Dawson Creek: 2 Sessions / 1 User

Valemount: 6 Sessions / 1 User

Prince Rupert: 4 Sessions / 1 User



Vancouver Coastal Health Lifeguard App Usage | July 2021

Total App Users

224

Previous Month: **239**

Total App Sessions

1,622

Previous Month: **1,818**

Usage Frequency

7.24

Previous Month: **7.61**

Total EMS Calls

0

Previous Month: **1**

False Alarms

0

Previous Month: **0**

Confirmed OK Call-Backs

0

Previous Month: **0**

Overdose Reversals

0

Previous Month: **1**

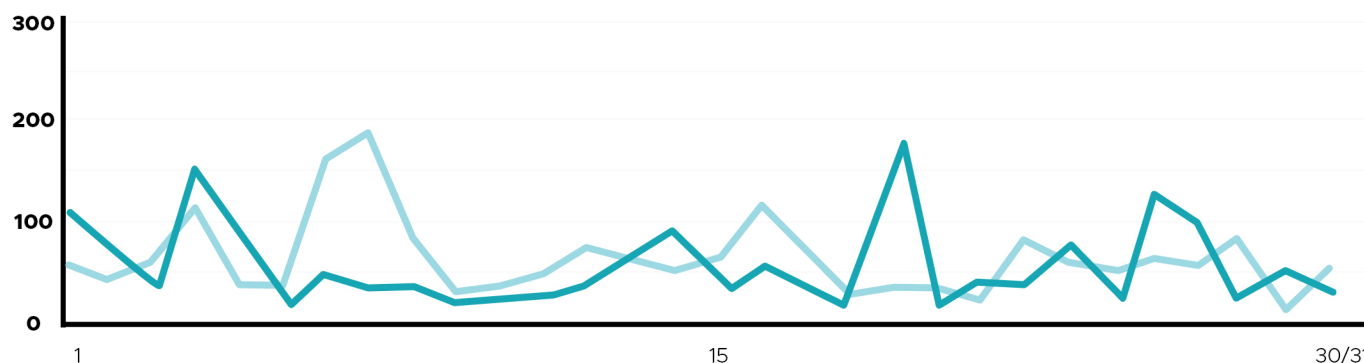
Deaths

0

Previous Month: **0**

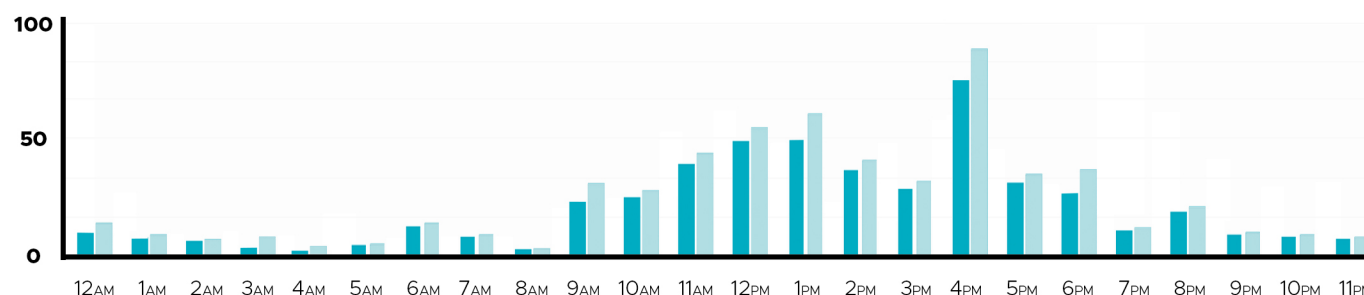
Daily App Sessions | July 2021

● Current Month ● Previous Month



Hourly App Usage | July 2021

● Current Month ● Previous Month



Most Active Regions | July 2021

Vancouver: 729 Sessions / 187 Users

Richmond: 17 Sessions / 9 Users

Squamish: 6 Sessions / 1 User

North Vancouver: 74 Sessions / 19 Users

West Vancouver: 28 Sessions / 11 Users

Gibsons: 10 Sessions / 1 User

Powell River: 32 Sessions / 4 Users

Roberts Creek: 3 Sessions / 1 User

Whistler: 1 Session / 1 User