

Step 1

Enter your name, contact number, and the **4-Digit Verification Code** that is sent to you via text message.

Step 2

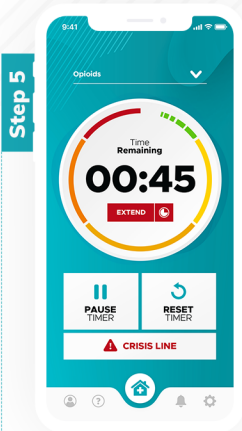
Read through the warning message, and tap the **I Accept** button.

Step 3

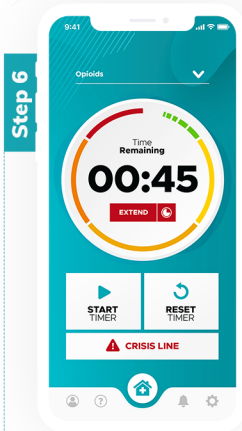
Select the drugs you will use and tap the **Start** button.

Step 4

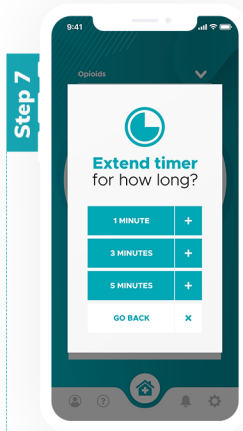
Confirm your address, and provide additional location details if necessary.



The timer starts running. If you need to stop it for any reason, tap the **Pause** button.



When you are ready to resume the timer, tap the **Start** button.



To increase the length of the timer, tap the **Extend** button and select a time from the menu.



At 10 seconds remaining, an alarm will ring. When the timer ends, tap the **Stop** button.