
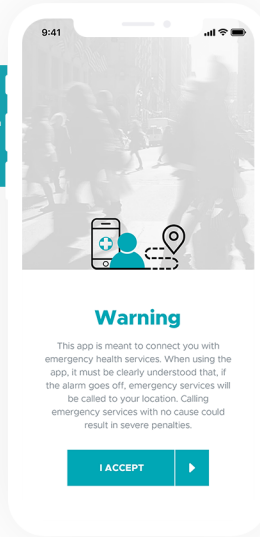


Step 1



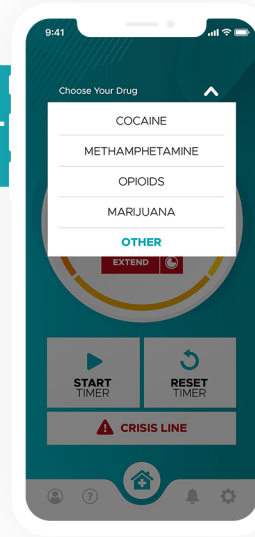
Enter your name, contact number, and the **4-Digit Verification Code** that is sent to you via text message.

Step 2



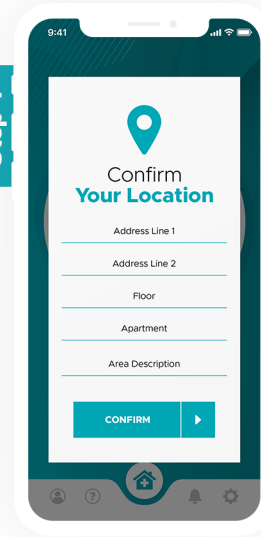
Read through the warning message, and tap the **I Accept** button.

Step 3



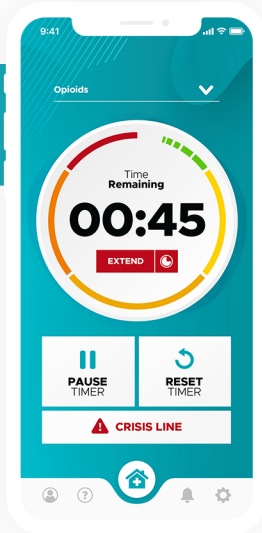
Select the drugs you will use and tap the **Start** button.

Step 4



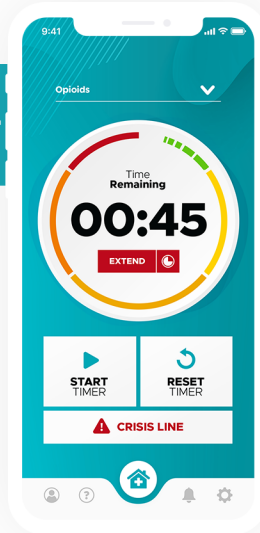
Confirm your address, and provide additional location details if necessary.

Step 5



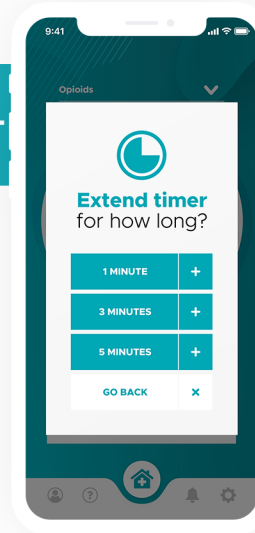
The timer starts running. If you need more time before the timer starts, tap the **Pause** button.

Step 6



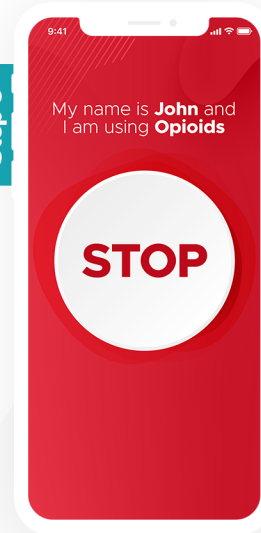
When you're ready to resume using, tap the **Start** button.

Step 7



To increase the length of the timer, tap the red **Extend** button and select a time from the menu.

Step 8



At 10 seconds remaining, an alarm will ring. When the timer ends, tap the **Stop** button to shut off the alarm.